

Celina Henning, Student Advice Center (ZSB)

Off to a Good Start – The Essential Steps for Starting your Studies at FAU

Welcome to FAU!

Moving knowledge



Faculty of
Humanities, Social
Sciences, and
Theology

Faculty of
Business,
Economics, and
Law

Faculty of
Medicine

Faculty of
Sciences


Faculty of
Engineering

The Essential Steps for Starting your Studies at FAU



Agenda

- 1 After you enroll
- 2 IdM account, FAUMail and FAUcard
- 3 WiFi and other digital tools for studying
- 4 Online platforms for organising your studies

A young man with dark curly hair, wearing a grey sweatshirt with 'NEW YORK' printed on it and black pants, is walking on a cobblestone path. He is smiling and looking at a black laptop he is holding. The background is a wall covered in vibrant red and orange autumn leaves. A bicycle is parked in the background.

1
**After you
enroll**

Download your User Information Letter

campo.fau.de



Home My Studies Studies offered Organisation Service

My portal

Bookmarks ▾

Studienplaner mit Modulplan / Study planner	Stundenplan / Schedule
Notenübersicht / Transcript	Bescheinigungen / Documents
Wahlfächer anmelden / Register for electives	Belegungen / Enrollments
Vorlesungsverzeichnis / University course catalog	Veranstaltungen suchen / Search for courses
Studiengangspläne / Course of studies schedule	Modulhandbuch / Module handbook

Manage bookmarks

Electives in the course catalog You will find the courses in the course catalog beneath „Electives, soft skills and language courses“.	Guide on the study planner and exam registration
Guide on academic progress	Guide on module descriptions
Guide on schedule	

My messages ▾

- ✓ You are now enrolled
2025-08-29 - 13:13
- Electronic notification from health insurance provider concerning your insurance status (M10)
2025-08-29 - 13:13

Remove all messages
My communication channels

Help & contact

If you need help using campo, please see: Help for online applications
The
Ans
If y
Info

How to download:
Log in to your campo account > „My Studies“ > „Student Service“ > „Documents“ tab > „User information letter (Benutzerinfobrief)“

Next steps (in that order)

- 1) Read your User Information Letter
- 2) Activate your IdM ID and account
- 3) Activate FAUMail
- 4) Get your FAUcard

A photograph of a lecture hall with several students. In the foreground, a young man and woman are sitting at a desk, looking at a laptop together. The woman is pointing at the screen. In the background, other students are seated at desks, some looking at their laptops. The right side of the image is overlaid with a blue semi-transparent panel containing text.

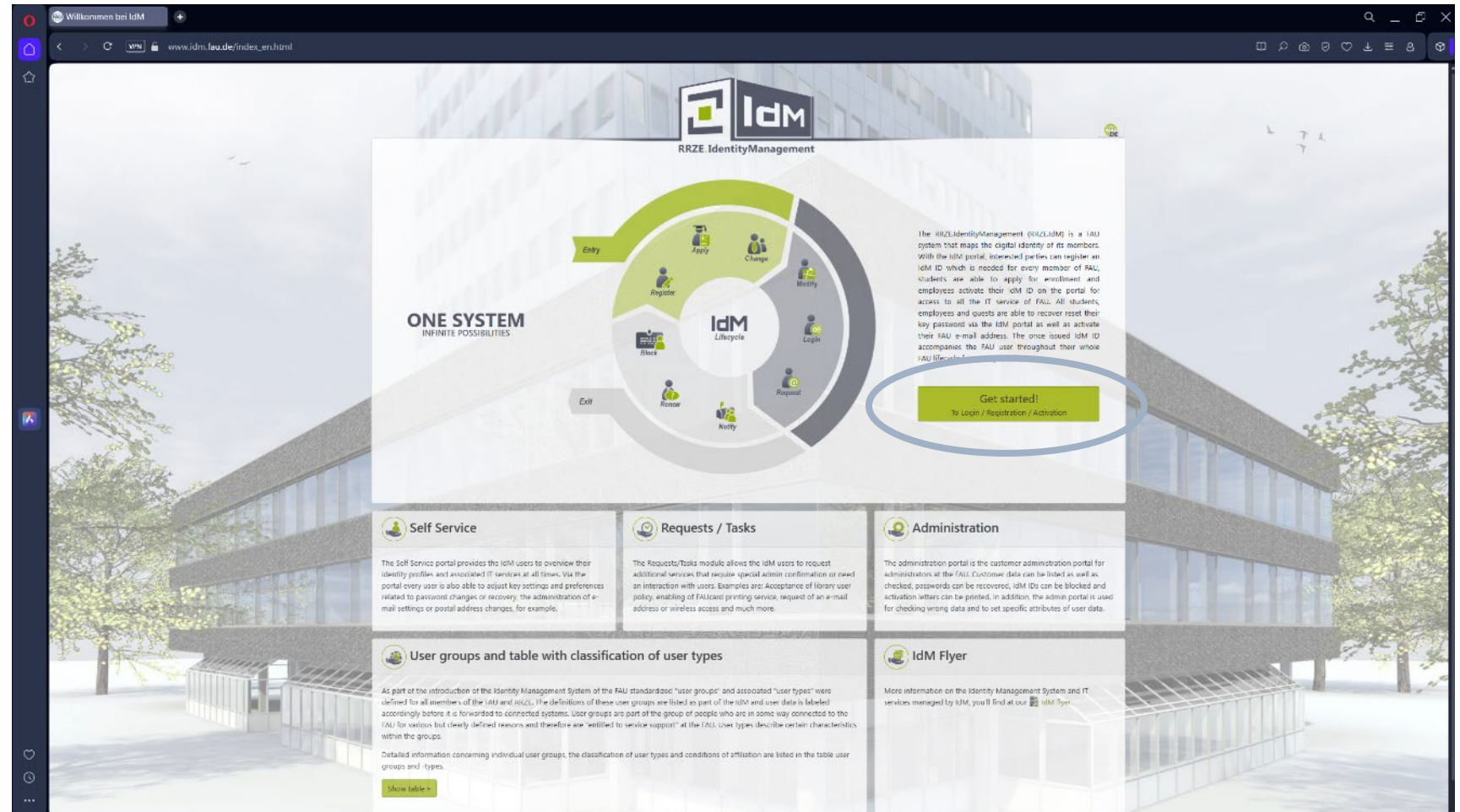
2 IdM account, FAUMail and FAUcard

IdM – More than a portal

idm.fau.de

- IdM = Identity Management
- Self Service Portal (e.g. for postal address changes)
- Central sign-on service for all of FAU's online services

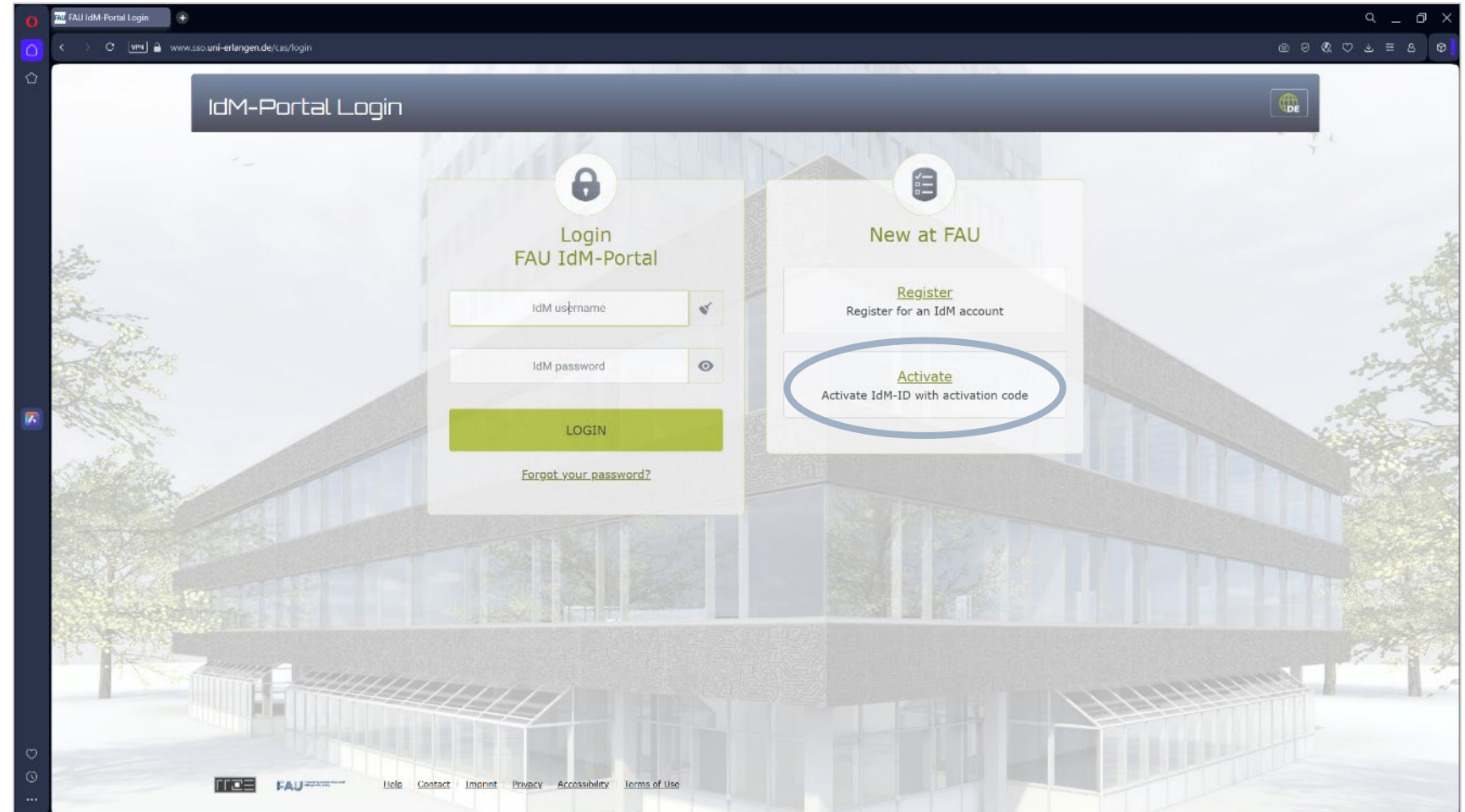
→ **Your IdM ID ist your key to your studies at FAU**

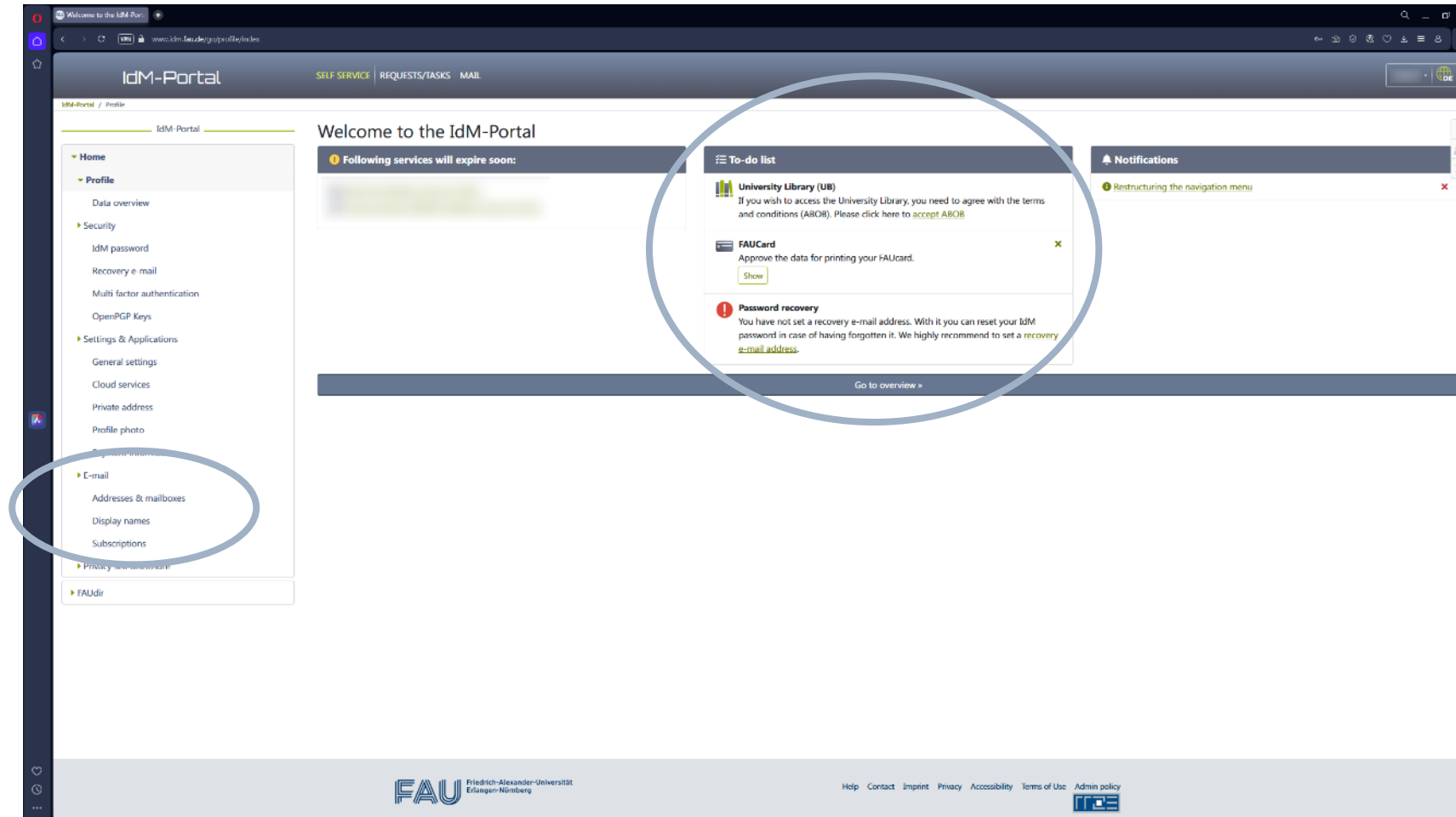


Activate your IdM account

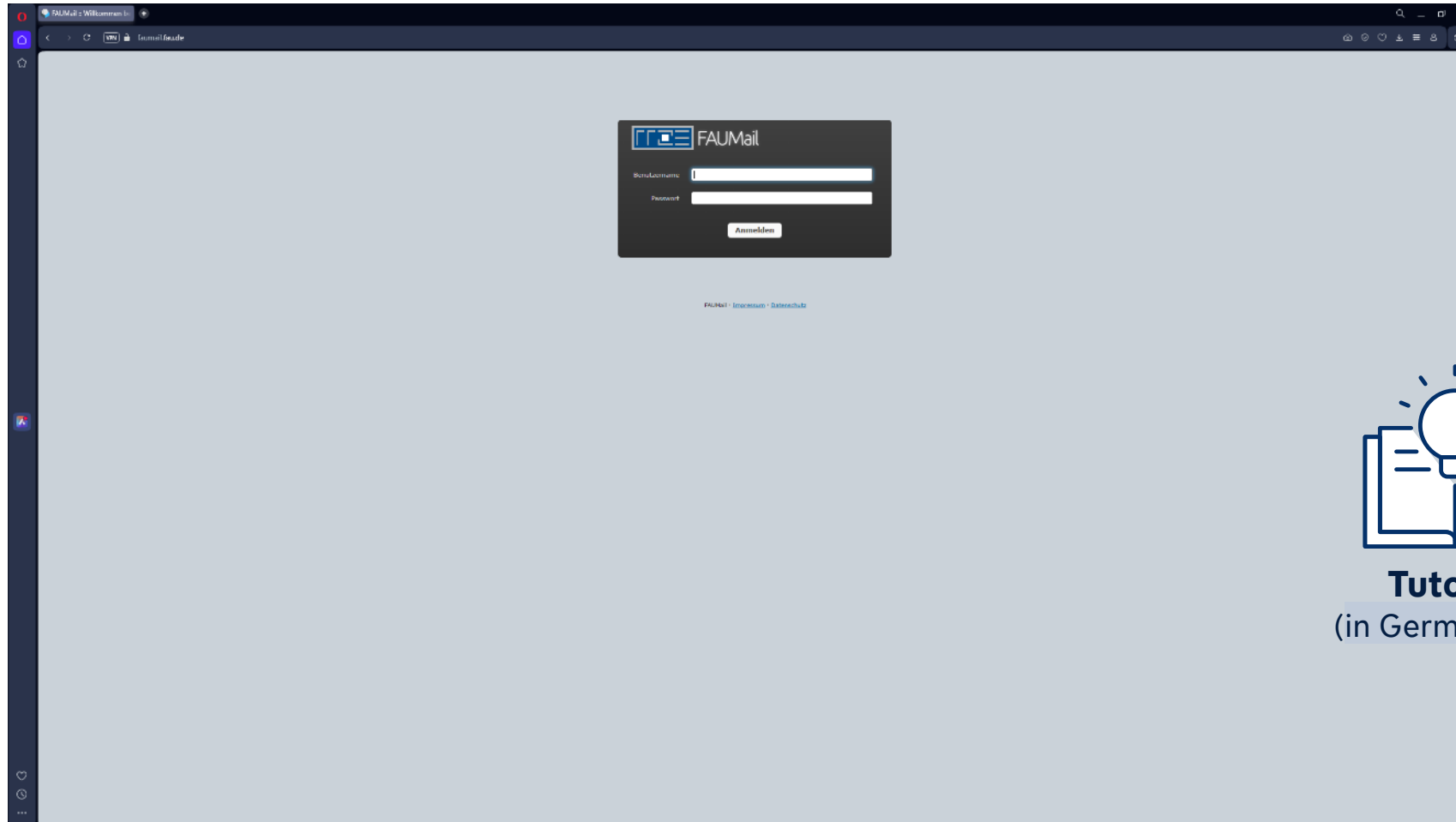
idm.fau.de

- For your application at FAU you *registered* for an IdM account
- Now you need to *activate* your IdM account and your IdM ID for your studies at FAU
- IdM Activation Letter = User Information Letter (download in campo)
- IdM-support: idm@fau.de





- If you don't see a To-do list, click on **E-mail** in the side bar on the left



If you don't want to use the web interface

- Set up email forwarding to your private email address *and/or*
- Set up FAUMail in an email program (e.g., Mozilla Thunderbird, Microsoft Outlook, etc.)



Tutorial
(in German only)

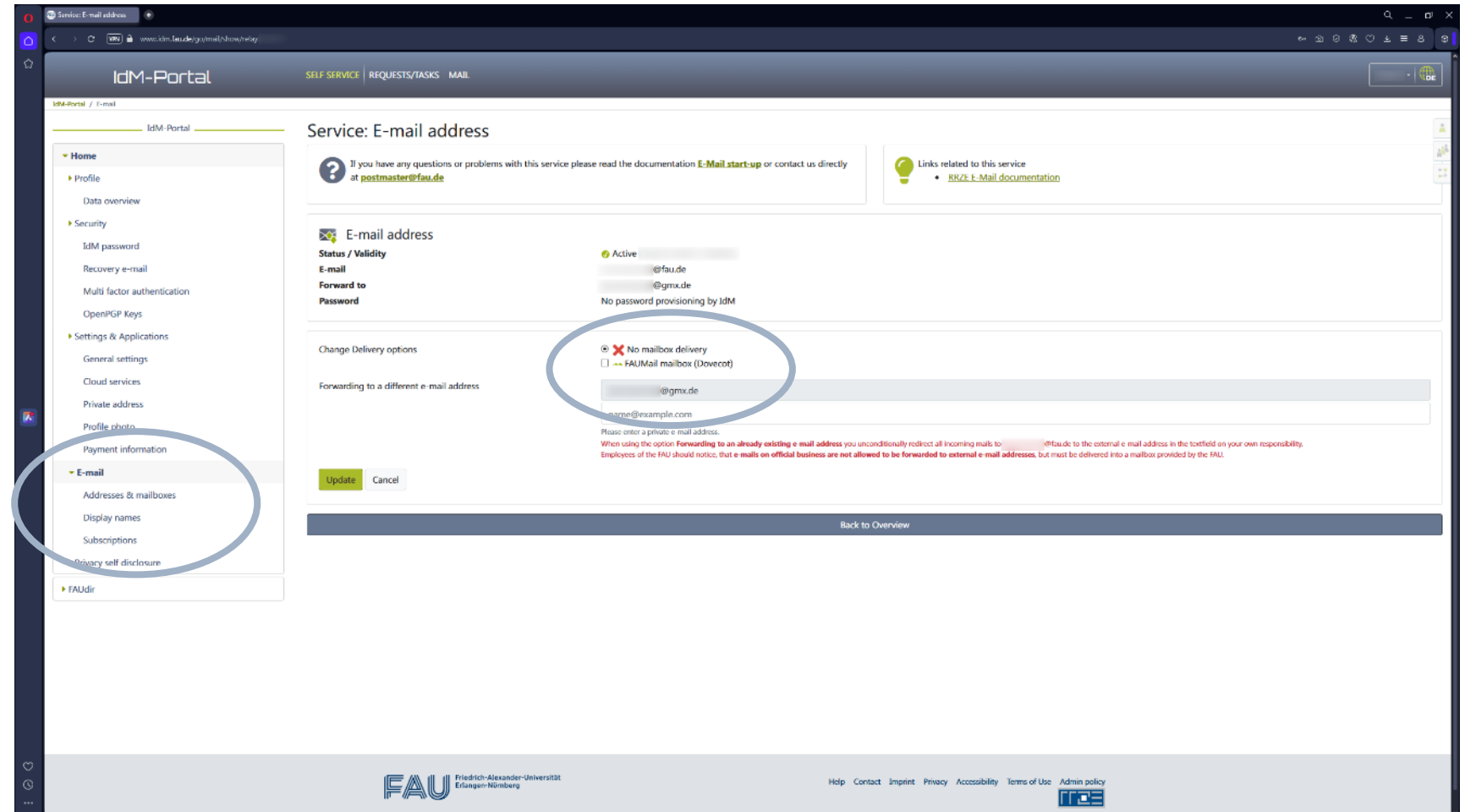


Set up email forwarding

idm.fau.de



- Log in to your IdM account
- Click on E-mail
- Enter your private email address + update
- Recommendation: check box **FAUMail mailbox (Dovecot)** → emails from FAU will still be delivered to your FAUMail mailbox
- Check box **No mailbox delivery** → no emails from FAU if your private mailbox is full/faulty

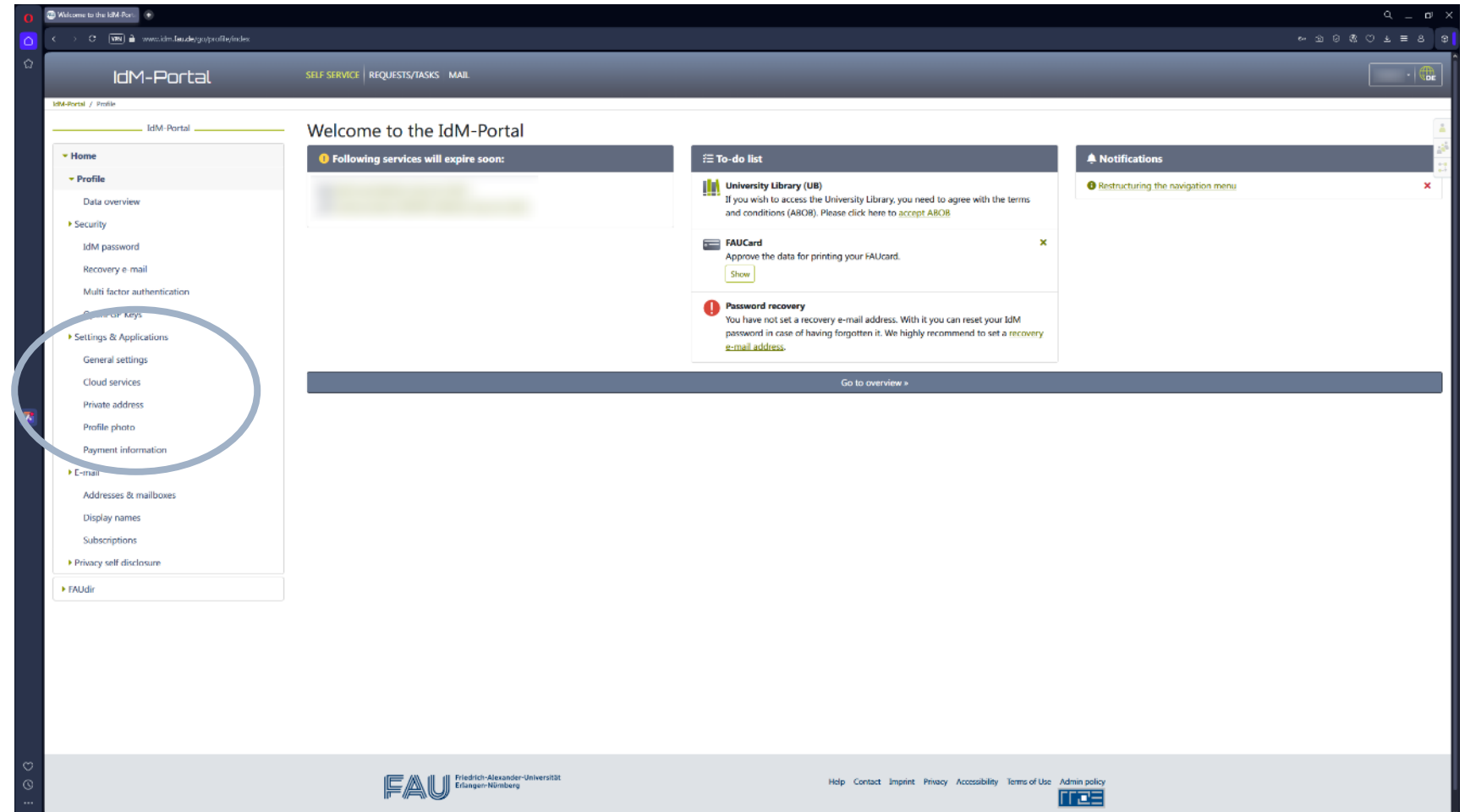


Get your FAUcard

idm.fau.de



- Upload a photo in *Settings & Applications* > *Profile photo*
- Check your address details at *Private address*
- Your FAUcard will only be sent to a postal address in Germany




FAUcard for students

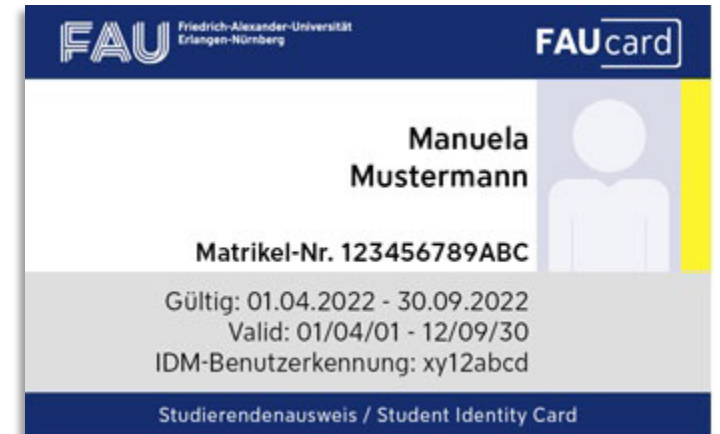
fau.eu/faucard



- **FAUcard as student ID**
→ Please note: after re-registering for each new semester you have to update your card at one of the validation stations
- **FAUcard as library card**
→ Activation in IdM via *Requests/Tasks* > *FAUcard* > *Library account activation*
- **Photocopying with your FAUcard**
→ top up your FAUcard with credit at the cash-to-chip machines
- **Pay at student restaurants, cafeterias & vendings machines**
→ top up your FAUcard with credit
- **Open doors with FAUcard**
→ for example at computer rooms



fau.eu/faucard





3 WiFi and other digital tools for studying

WiFi and other digital tools for studying

WiFi, VPN & CIP-Pools

WiFi

- eduroam
- Activated IdM ID (and a one-time configuration) required
- Alternative to eduroam:
@BayernWLAN
(free WiFi)

VPN

- Activated IdM ID (and a one-time configuration) required
- For example to access electronic media at the University Library when studying at home

CIP-Pools

- Computer rooms (with printers and scanners) for FAU students
- Activated IdM ID and FAUcard required



More on **WiFi**
(in German only)



More on **VPN**
(in German only)



More on **CIP-Pools**
(in German only)



WiFi and other digital tools for studying

Software Training Courses and Software

IT Training Center

- Offers wide range of software training courses (in German only), e.g. Microsoft Office or Citavi
- Participation in software training courses free of charge for FAU students
- Activated IdM ID required

Software

- Some license agreements permits the use of software on students' personal devices
- A list can be found on www.studisoft.de (in German only)
- Activated IdM ID required

Help desks

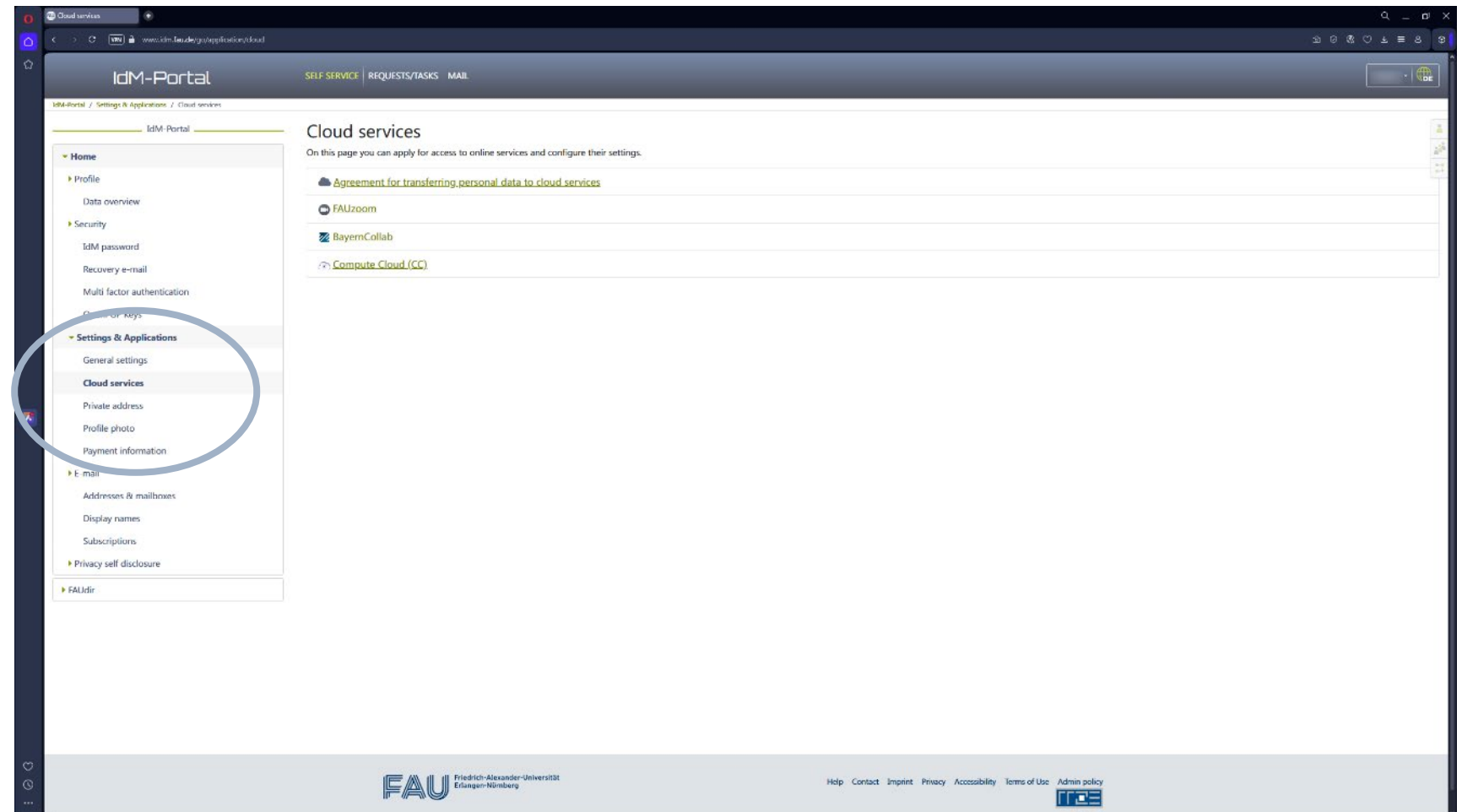
- Helps desks of Erlangen Regional Computing Centre (RRZE) help with all problems related to the IT infrastructure (WiFi, VPN, Zoom, etc.)
- No activated IdM ID required



Note regarding software

idm.fau.de

- Software installation may require consent to data transfer to cloud services
- in the IdM portal go to *Settings & Applications > Cloud services > Agreement for transferring personal data to cloud service*
- → check boxes accordingly and save settings



A wide-angle photograph of a modern university library. Students are seated at long, light-colored tables, many with laptops open. Large windows on the left side offer a view of the city. The room is bright and airy, with concrete pillars and a high ceiling. A potted plant is visible in the foreground on the right.

4 Online platforms for organising your studies

Useful information for getting started at FAU

fau.eu/new-students

The screenshot shows the 'Starting out at university' page. It features a main heading, introductory text, and a grid of six topic cards. The cards are: 'New students', 'First year of study', 'FAQs', 'Checklist for starting your studies', 'Introductory events and pre-semester courses', 'Course catalog and schedule', 'Living in Erlangen and Nuremberg', 'Funding your studies', and 'Networking and getting involved'. Each card includes a small image and a brief description of the content.

Overview page for all new students

- Checklist for starting your studies
- Introductory events and pre-semester courses
- Schedule tips
- Information on funding your studies
- Overview of advice and support services for students
- and more



fau.eu/new-students



What is the difference?

campo

campo.fau.de

→ Administration Portal

- Virtual counterpart to the Student Records Office and the Examinations Office
- University course catalog
- Module descriptions
- Official documents, for example certificate of enrollment
- Registering (and de-registering) for examinations
→ exclusively in campo!

StudOn

studon.fau.de

→ Platform for online learning

- Seminar handouts, reading lists and general information for courses
- Forums, chats and Wikis
- Can be used for direct exchange between students and lecturers
- Also used for online examinations
- Registering (and de-registering) for courses
→ exclusively in StudOn!



Important: You must always log in individually with your IdM ID on each portal/platform.

A high-angle photograph of two students walking down a set of stairs. The student on the left is a young man wearing a dark blue hoodie with the 'FAU' logo on the front and dark pants. The student on the right is a young woman wearing a grey puffer jacket, black pants, and white sneakers, with a black Adidas fanny pack around her waist. The stairs have a light-colored carpet and a wooden handrail on the left side. The right side of the image is overlaid with a dark blue gradient containing the text 'Further steps' and a faint, repeating 'FAU' logo pattern.

Further steps

Further steps before starting your studies

A few tips from the Student Advice Center

- **Find out more:** Check the websites of your degree program and your faculty
- **Know the legal frame work of your studies:** Thoroughly read your version of your *Degree Program and Examination Regulations* as well as your version of your *General Degree Program and Examination Regulations*
- **Don't miss it:** Note the date of the introductory event of your degree program and make sure to participate



Find more tips online



A young woman with long, dark, wavy hair is sitting at a white desk in a red office chair. She is wearing a blue sleeveless top and is looking towards the camera with a slight smile. In front of her is a silver laptop with a white logo on the lid. To her right, there is a mouse and some papers on the desk. The background is a solid red wall.

Need advice?

Student Advice Center (ZSB)

Advice before, during and after studying



Student Advice Center
(Zentrale Studienberatung)
Schlossplatz 3
91054 Erlangen

Drop-in
sessions

Room 0.021
Mon to Thu, 9 a.m. to 4 p.m.
Fri 9 a.m. to 2 p.m.



+49 9131/85-23333
(Mon to Fri, 8 a.m. to 2 p.m.)



zsb@fau.de



zsb.fau.eu



Thank you!

Image Source	Slide
Adobe Stock	10 / 13 / 15 / 16 / 19 / 20 / 22 / 24
FAU / Anna Tiessen	2 / 6 / 18 / 21
FAU / Silke Sauer	2
FAU / FATHER&SUN	4 / 22
FAU / Samuel da Silva	2
FAU / Giulia Iannicelli	2 / 14 / 23
FAU / Celina Henning	24
Screenshot FAU websites	5 / 7 / 8 / 9 / 10 / 11 / 12 / 13 / 17 / 19